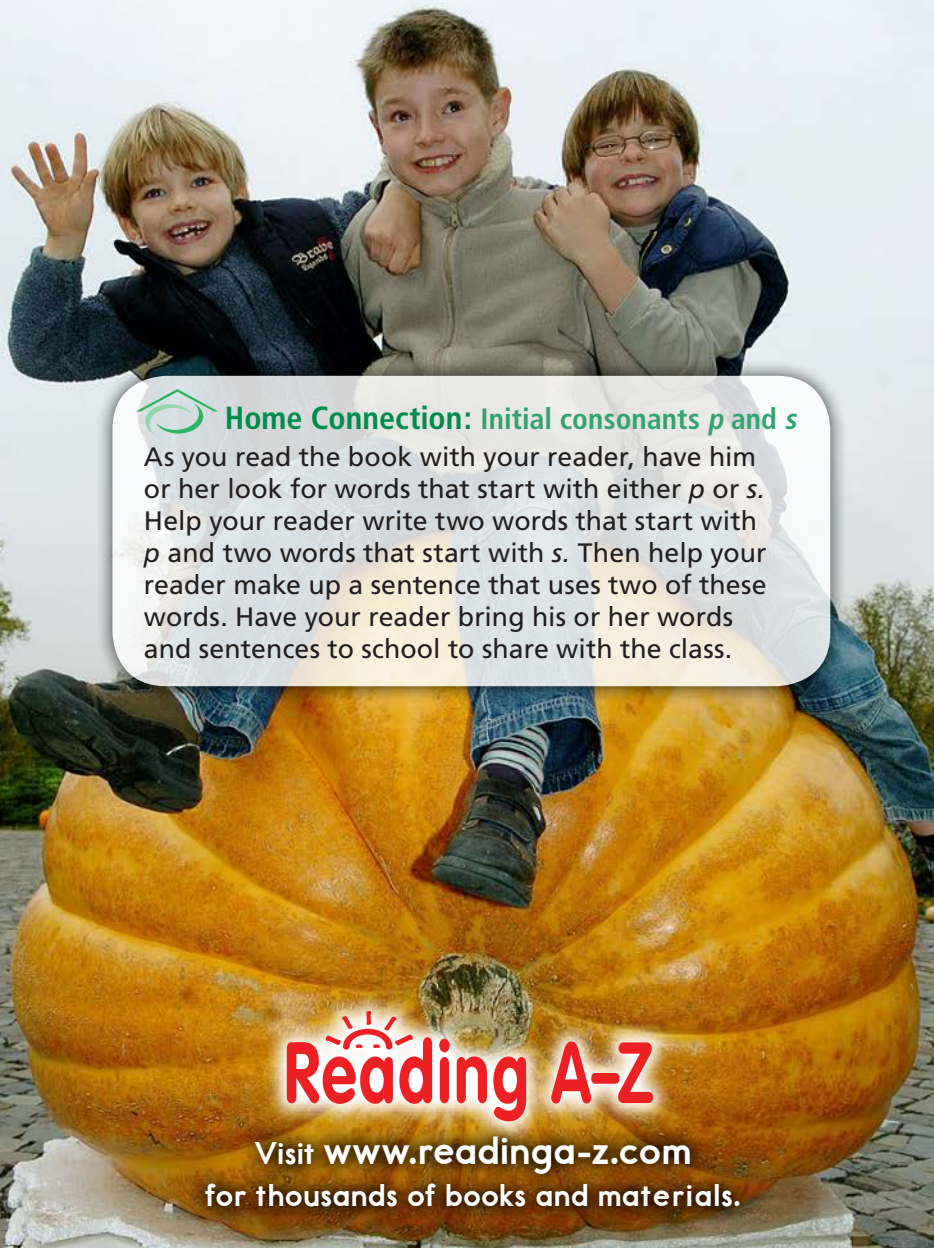


# From Pumpkin Seed to Jack-o'-Lantern

A Reading A-Z Shared Reading Book  
Word Count: 165



## Home Connection: Initial consonants *p* and *s*

As you read the book with your reader, have him or her look for words that start with either *p* or *s*. Help your reader write two words that start with *p* and two words that start with *s*. Then help your reader make up a sentence that uses two of these words. Have your reader bring his or her words and sentences to school to share with the class.

 **Reading A-Z**

Visit [www.readinga-z.com](http://www.readinga-z.com)  
for thousands of books and materials.

Shared  
Reading 

# From Pumpkin Seed to Jack-o'-Lantern



Written by Fay Robinson  
[www.readinga-z.com](http://www.readinga-z.com)





**Photo Credits:**

Front cover (main): © Blend Images/SuperStock; front cover (inset), title page (inset), pages 7 (inset), 9 (inset): © cole matt/iStock/Thinkstock; back cover: © Oliver Berg/picture-alliance/dpa/AP Images; title page (main): © Michael Newman/PhotoEdit; pages 3 (background), 6 (main): © Irina Khudoliy/iStock/Thinkstock; page 3 (top): © Ivan Kovalenko/iStock/Thinkstock; page 3 (bottom): © Igor Dutina/iStock/Thinkstock; page 4 (background, top): © Vwvwwvwwv/Dreamstime.com; page 4 (bottom): © David Young-Wolff/PhotoEdit; page 5: © Milton Tierney/Visuals Unlimited, Inc.; page 6 (inset): © Fotosearch RM/age fotostock; page 7 (main): © Aszuos/iStock/Thinkstock; page 8 (background): © redstallion/iStock/Thinkstock; page 8 (top): © Archeophoto/Dreamstime.com; page 8 (bottom): © Freddie Jones/Alamy; page 9 (main): © Don White/SuperStock; page 10 (background): © EvergreenPlanet/iStock/Thinkstock; page 10 (top): © Blend Images/Alamy; page 10 (bottom): © GlowImages/Alamy; page 11 (background): © Sandra Cunningham/123RF; page 11 (top): © slav Filsh/123RF; page 11 (center): © Dibrova/Dreamstime.com; page 11 (bottom): © Anna Ivanova/123RF; page 12: © KidStock/Blend Images/Corbis

From Pumpkin Seed to Jack-o'-Lantern  
Shared Reading Book  
Level 1  
© Learning A-Z  
Written by Fay Robinson

All rights reserved.  
[www.readinga-z.com](http://www.readinga-z.com)



Where does a jack-o'-lantern  
come from?



It starts with a pumpkin seed!




3

The pumpkin seed needs  
a place in the sun,  
a hole in the soil,  
and a drink of water.




4









When they are ready,  
the flowers bloom.  
They are golden yellow.  
Some have little balls  
under them.  
The balls are tiny pumpkins.

Did you know that pumpkins  
are fruits? Fruits contain seeds.



7

The little pumpkins grow  
and change.

They get bigger  
and bigger ...



and bigger!



8





**When they are ready,  
the pumpkins change  
from green to orange.  
Now they can be picked.**

**Every year, people grow bigger  
and bigger pumpkins. In 2012,  
the largest pumpkin weighed  
2,009 pounds (911 kilograms).  
That's just more than a ton.**

**You can decorate one pumpkin.**



**You can get another  
pumpkin ready to carve  
into a jack-o'-lantern.**





A jack-o'-lantern can be

*funny,*

*scary,*

*or fancy*

like this.

Save some of the seeds.

Next spring they'll be ready  
to plant.

You can start all over!

