

The First Strawberry

A Reading A-Z Level E Leveled Book
Word Count: 109

Connections

Writing and Art

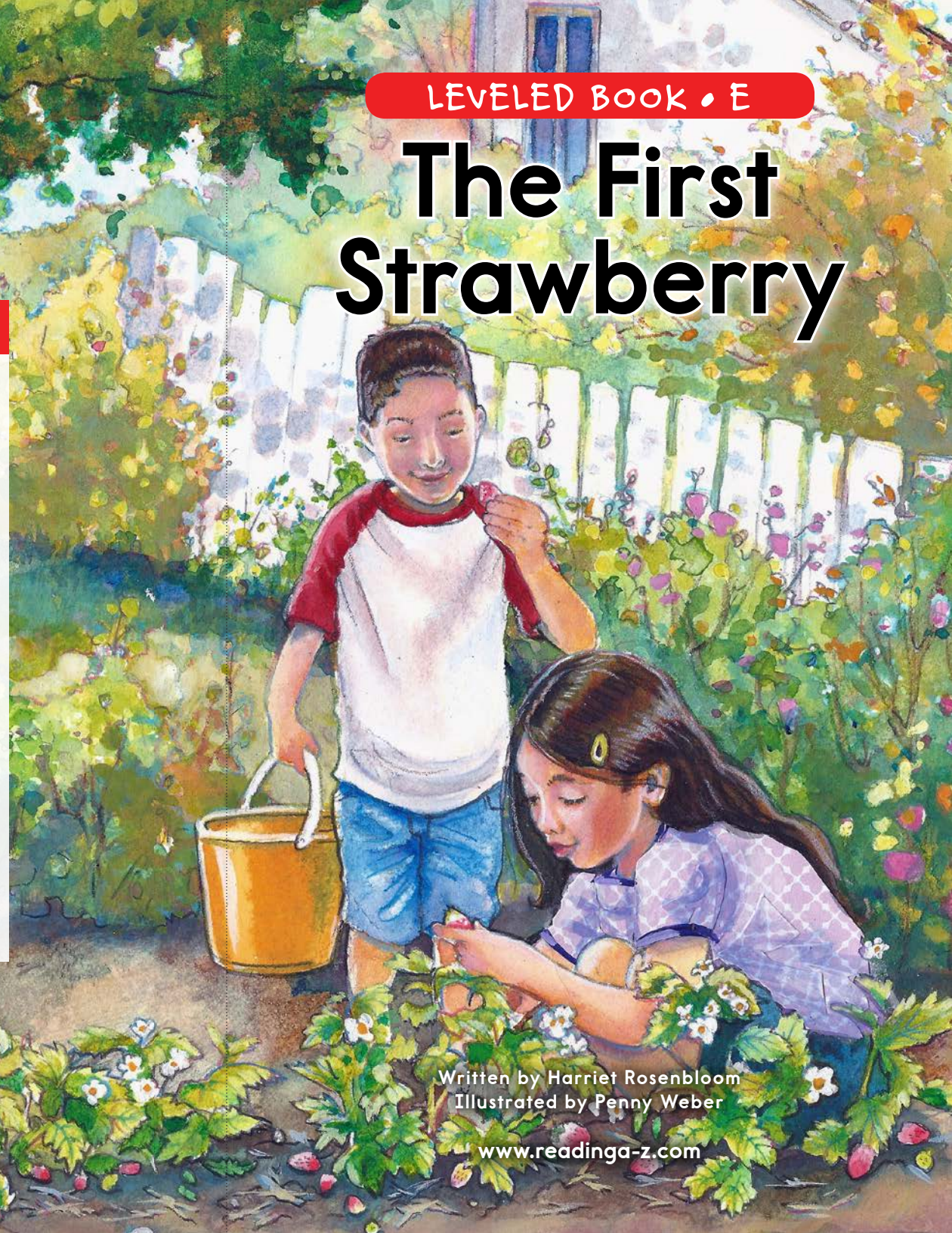
Imagine eating a strawberry you grew. Use three of the five senses—taste, smell, feel, look, and sound—to describe your first bite. Write about it, then draw a picture of your strawberry.

Science

Make a poster showing the steps for growing a strawberry plant. Use the information from the book to help you.

LEVELED BOOK • E

The First Strawberry




Reading A-Z

Visit www.readinga-z.com
for thousands of books and materials.

Written by Harriet Rosenbloom
Illustrated by Penny Weber

www.readinga-z.com

The First Strawberry



Written by Harriet Rosenbloom
Illustrated by Penny Weber

www.readinga-z.com

Focus Question

What are the steps for growing strawberries?

Words to Know

bloom

fruits

patch

pests

spread

strawberries

The First Strawberry
Level E Leveled Book
© Learning A-Z
Written by Harriet Rosenbloom
Illustrated by Penny Weber


All rights reserved.

www.readinga-z.com

Correlation

LEVEL E

Fountas & Pinnell	E
Reading Recovery	7-8
DRA	8



Do you love strawberries?
Try growing your own!



Pick a sunny spot for your
strawberry patch in spring.




Buy some plants for your strawberry patch.




Plant the plants in your strawberry patch.
Leave room for them to spread.



Spread straw in your
strawberry patch.
Straw helps prevent
weeds and pests.



Water your strawberry patch
at least twice a week.



The plants in your strawberry patch will bloom. Then, the plants will make small green fruits.



The green fruits in your strawberry patch will turn pale. Then they will turn red.



Pick those fruits in your
strawberry patch.
Wash and eat them.



The first strawberry will taste
the very best.